

Charlotte 3850



Scan this code to learn more.



Kreber/01-15/3K/V2

Charlotte 3850

For girls who love puppies, the color pink and tea parties! Elegant, yet refined, Charlotte offers a fresh approach to romantic Victorian furniture. Designed with gently arched moldings and delicate carvings, Charlotte has a sweet, graceful style. The antique white finish is enhanced with slight physical distressing and highlights the vintage Victorian hardware. Beautifully made and perfectly versatile, the soft finish and sweet design create the perfect backdrop for a girl's bedroom. Mix, match and layer the Charlotte collection with bedding, paint and accessories for a custom look.




ARCHED PANEL
BED, FULL
3850-4104K
58w x 82d x 56h



DOOR CHEST
3850-2500
42w x 18d x 52h

A hidden felt-lined drawer in the base of the Door Chest is the perfect place for special treasures.



UNDERBED
STORAGE DRAWER
3850-9300
19w x 76d x 13h



ARCHED
MIRROR
3850-0200
32w x 3d x 45h

DRESSER
3850-1100
54w x 18d x 36h



Trundle Bed

NIGHT STAND
3850-3100
22w x 16d x 28h

ARCHED PANEL
BED, TWIN
3850-4103K
43w x 82d x 53h

TRUNDLE/
STORAGE DRAWER
3850-9500
41w x 75d x 13h



LOW POSTER
BED WITH
CANOPY KIT,
TWIN
3850-4433K
41w x 82d x 74h



LOW POSTER BED, FULL
3850-4204K
56w x 82d x 58h

**UNDERBED STORAGE
DRAWER**
3850-9300
19w x 76d x 13h

ARCHED MIRROR
3850-0200
32w x 3d x 45h

DRESSER
3850-1100
54w x 18d x 36h

DRAWER CHEST
3850-2200
38w x 18d x 50h



NIGHT STAND
3850-3100
22w x 16d x 28h



WARDROBE
3850-2300
24w x 18d x 55h



The Wardrobe opens to reveal two cubbies on the inside of each door.



Hidden storage is concealed in a felt-lined drawer at the base of the Wardrobe.



**LOW POSTER
BED, TWIN**
3850-4203K
41w x 82d x 56h

**TRUNDLE/
STORAGE DRAWER**
3850-9500
41w x 75d x 13h



Trundle Storage



The sliding desktop allows the work surface to easily glide forward 4", leaving room for cords and wires to plug into a concealed outlet.

DESK HUTCH
3850-6200
48w x 12d x 49h

DESK
3850-6100
50w x 20-24d x 30h

DESK CHAIR
3850-640
21w x 23d x 38h



**BUNK BED,
TWIN OVER FULL**
3850-8140K
71w x 82d x 79h

**UNDERBED
STORAGE DRAWER**
3850-9300
19w x 76d x 13h

DOOR CHEST
3850-2500
42w x 18d x 52h

Grow with Me Nursery



Stage 2
Toddler Daybed
Ages 2-3



Stage 3
Preschool
Daybed
Ages 3-4



Stage 4
Full Size Bed
Ages 5-Adult



Stage 1
GROW WITH ME
CONVERTIBLE CRIB
3850-8900
59w x 32d x 55h

HUTCH
3850-7201
52w x 12d x 49h

DRESSER
3850-1100
54w x 18d x 36h

Charlotte



LOW POSTER BED, TWIN 3850-4203K

Overall: 41w x 82d x 56h

Consists of:

3850-4203 Low Poster Headboard, Twin
3850-4213 Low Poster Footboard with Slat Roll, Twin
3850-4900 Rails, Twin/Full
Accommodates Trundle/Storage Drawer or Underbed Storage Drawer
Offers low and high rail positions
Available as headboard only (3850-4203), use with metal bed frame
Shown on page: 5



LOW POSTER BED, FULL 3850-4204K

Overall: 56w x 82d x 58h

Consists of:

3850-4204 Low Poster Headboard, Full
3850-4214 Low Poster Footboard with Slat Roll, Full
3850-4900 Rails, Twin/Full
Accommodates Trundle/Storage Drawer or Underbed Storage Drawer
Offers low and high rail positions
Available as headboard only (3850-4204), use with metal bed frame
Shown on pages: 4-5



LOW POSTER BED WITH CANOPY KIT, TWIN 3850-4433K

Overall: 41w x 82d x 74h

Consists of:

3850-4203 Low Poster Headboard, Twin
3850-4213 Low Poster Footboard with Slat Roll, Twin
3850-4900 Rails, Twin/Full
3850-4433 Canopy Kit, Twin/Full
Canopy Kit includes 4 posts and 4 piece canopy frame
Accommodates Trundle/Storage Drawer or Underbed Storage Drawer
Offers low and high rail positions
Available as headboard only (3850-4203), use with metal bed frame
Shown on page: 3



LOW POSTER BED WITH CANOPY KIT, FULL 3850-4434K

Overall: 56w x 82d x 74h

Consists of:

3850-4204 Low Poster Headboard, Full
3850-4214 Low Poster Footboard with Slat Roll, Full
3850-4900 Rails, Twin/Full
3850-4433 Canopy Kit, Twin/Full
Canopy Kit includes 4 posts and 4 piece canopy frame
Accommodates Trundle/Storage Drawer or Underbed Storage Drawer
Offers low and high rail positions
Available as headboard only (3850-4204), use with metal bed frame



ARCHED MIRROR 3850-0200

32w x 3d x 45h

Shown on pages: 2-3, 4-5



DESK HUTCH 3850-6200

48w x 12d x 49h

2 shelves

1 puck light with 3-way touch dimmer
Corkboard
Cord access
Shown on page: 6



GROW WITH ME CONVERTIBLE CRIB 3850-8900

59w x 32d x 55h

Includes Headboard, Footboard, 2 Crib Sides and Mattress Foundation
Offers 3 mattress height positions
Shown on pages: 8-9



ARCHED PANEL BED, TWIN 3850-4103K

Overall: 43w x 82d x 53h

Consists of:

3850-4103 Arched Panel Headboard, Twin
3850-4113 Arched Panel Footboard with Slat Roll, Twin
3850-4900 Rails, Twin/Full
Accommodates Trundle/Storage Drawer or Underbed Storage Drawer
Offers low and high rail positions
Available as headboard only (3850-4103), use with metal bed frame
Shown on pages: 2-3



ARCHED PANEL BED, FULL 3850-4104K

Overall: 58w x 82d x 56h

Consists of:

3850-4104 Arched Panel Headboard, Full
3850-4114 Arched Panel Footboard with Slat Roll, Full
3850-4900 Rails, Twin/Full
Accommodates Trundle/Storage Drawer or Underbed Storage Drawer
Offers low and high rail positions
Available as headboard only (3850-4104), use with metal bed frame
Shown on page: 3



BUNK BED, TWIN 3850-8110K

Overall: 71w x 82d x 79h

Consists of:

3850-8110 Rails, Twin
3850-8120 Ladder and Guard Rails
3850-8130 Headboard and Footboard, Twin
888-4923C Slat Roll, Twin
888-4923C Slat Roll, Twin
Ladder can be placed on either side or either end of bunk bed
Bunk bed can be configured as 2 twin beds
Accommodates Trundle/Storage Drawer or Underbed Storage Drawer
Offers low and high rail positions
Maximum mattress height is 9" for top bunk bed



BUNK BED, TWIN OVER FULL 3850-8140K

Overall: 71w x 82d x 79h

Consists of:

3850-8110 Rails, Twin
3850-8120 Ladder and Guard Rails
3850-8130 Headboard and Footboard, Twin
3850-8140 Bottom Bunk Extension
888-4923C Slat Roll, Twin
888-4924C Slat Roll, Full
Ladder can be placed on either end of bunk bed
Accommodates Trundle/Storage Drawer or Underbed Storage Drawer
Offers low and high rail positions
Maximum mattress height is 9" for top bunk bed
Shown on pages: 6-7



DRAWER CHEST 3850-2200

38w x 18d x 50h

4 drawers

Shown on page: 5



DESK CHAIR 3850-640 KD

21w x 23d x 38h

Seat height is 17"

Shown on page: 6



WARDROBE 3850-2300

24w x 18d x 55h

4 drawers with felt-lined hidden storage

2 doors with 2 cubbies each and 1 adjustable shelf
Sliding garment rod
Shown on page: 5



HUTCH 3850-7201

52w x 12d x 49h

1 fixed shelf

1 removable shelf

Cord access

Shown on pages: 8-9



CONVERTIBLE BED RAILS 3850-8930

59w x 81d x 55h

Converts Crib to Full Size Bed

(Stage 4)

Requires 888-4922 Full Size Slat Roll (Sold Separately)

Shown on page: 8

Underbed Storage



UNDERBED STORAGE DRAWER 3850-9300

19w x 76d x 13h

2 drawers and 1 shelf

Use under any Charlotte bed

Bed rails must be

in the high lock position

Use on the right or left side

of the bed

One or two Underbed Storage

Drawers can be used

Shown on pages: 3, 4-5, 6-7



TRUNDLE/STORAGE DRAWER 3850-9500

41w x 75d x 13h

2 removable dividers included

for use as Storage Drawer

Maximum mattress dimension

recommended is 38w x 73d x 8h

Casters on bottom allow

for easy movement

Use under any Charlotte bed

Bed rails must be

in the high lock position

Shown on pages: 2-3, 5



DOOR CHEST 3850-2500

42w x 18d x 52h

5 drawers with felt-lined hidden storage and a jewelry box

1 mirrored door with corkboard interior,

1 cubby and 2 adjustable shelves

Sliding garment rod

Shown on pages: 3, 6-7




NIGHT STAND 3850-3100

22w x 16d x 28h

2 drawers

Shown on pages: 2-3, 4-5



Crafted of Poplar Solids and Birch Veneer in Antique White paint with light distressing



Cream Fabric (used on Desk Chair 3850-640)



Antique White painted knob and fixed bail hardware accented with light distressing



TODDLER DAYBED AND GUARD RAIL 3850-8920

59w x 32d x 55h

Converts Crib to Toddler

Daybed (Stage 2) and

Preschool Daybed (Stage 3)

Includes 2 Posts, Rail, and


Guard Rail

Remove Guard Rail

for Preschool Daybed

Shown on page: 8

FEATURES YOU CAN TRUST




KID TOUGH AND CHILD SAFE DETAILS

Drawers feature positive drawer stops and side mounted, ball bearing extension guides.




Drawer fronts are constructed with English dovetail joinery.

Drawer interiors are sanded and stained for a finished drawer interior.



All beds feature bolt-on rails to ensure secure attachment and to prevent rails from accidentally unhooking.

Plywood Slat Rolls, included with every bed, create a strong foundation to support mattresses.



Dressers, Bureaus, Chests, Desks and Night Stands include anti-tip hardware.

All items use lead-free finishes.

All beds offer low and high rail positions to accommodate underbed storage and growing children.

LC KIDS FURNITURE:

- Meets US Federal Safety Requirements and ASTM standards.
- Meets Consumer Product Safety Commission (CPSC) standards, verified by a CPSC approved 3rd Party Testing Lab.
- Meets California Air Resource Board (CARB) standards.