



**HTL - 10497** 125COULABV + STA + 1.25NA + C12 + 1.25NA1V + 1.25ER1V



Footrest Open





**HTL - 10497** 125COULABV + STA + 1.25NA1V + 1.25ER1V



Footrest Open





**HTL - 10497** 2.5S2VA

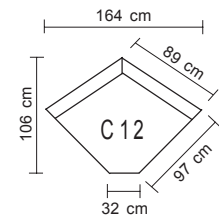
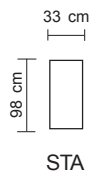
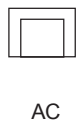
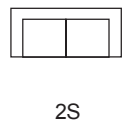
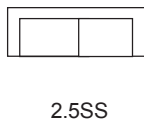
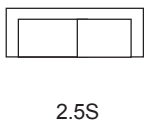
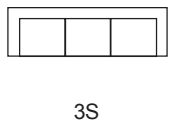
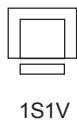
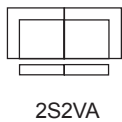
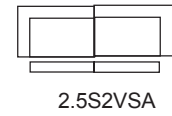
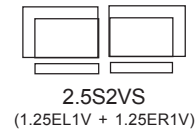
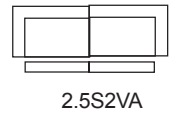
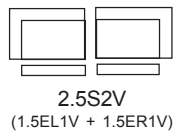
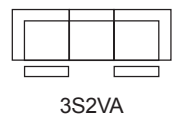
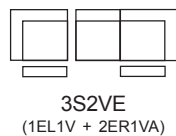
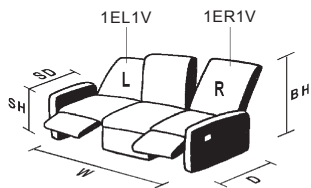


Footrest Open



DIMENSION

Configuration	Width		Depth		Seat Depth		Back Height		Seat Height		Weight		Volume	
	cm	inch	cm	inch	cm	inch	cm	inch	cm	inch	kg	lb	m <sup>3</sup>	ft <sup>3</sup>
3S2VA, 3S2VE	238	94	98 - 159	39 - 63	53	21	98	39	48	19	110	243	2.29	80.72
2.5S2V, 2.5S2VA	218	86	98 - 159	39 - 63	53	21	98	39	48	19	101	222	2.09	73.94
2.5S2VS, 2.5S2VSA	208	82	98 - 159	39 - 63	53	21	98	39	48	19	96	212	2.00	70.55
2S2VA	178	70	98 - 159	39 - 63	53	21	98	39	48	19	82	182	1.71	60.37
1S1V	115	45	98 - 159	39 - 63	53	21	98	39	48	19	53	118	1.10	39.00
2EL1VA, 2ER1VA	149	59	98 - 159	39 - 63	53	21	98	39	48	19	69	152	1.43	50.54
1.5EL1V, 1.5ER1V	109	43	98 - 159	39 - 63	53	21	98	39	48	19	50	111	1.05	36.97
1.25EL1V, 1.25ER1V	104	41	98 - 159	39 - 63	53	21	98	39	48	19	48	106	1.00	35.27
1EL1V, 1ER1V	89	35	98 - 159	39 - 63	53	21	98	39	48	19	41	91	0.85	30.19
1.25NA1V	76	30	98 - 159	39 - 63	53	21	98	39	48	19	40	89	0.73	25.78
1.25NA	75	30	98	39	53	21	98	39	48	19	22	49	0.72	25.44
1NA	60	24	98	39	53	21	98	39	48	19	18	39	0.58	20.35
C12	119	47	119	47	-	-	98	39	48	19	30	67	1.39	49.01
STA	33	13	98	39	-	-	98	39	-	-	13	29	0.32	11.19
1.25COUL, 1.25COUR	104	41	160	63	112	44	98	39	48	19	45	100	1.63	57.59
1.25COULAB, 1.25COURAB	104	41	160 - 185	63 - 73	112	44	98	39	48	19	54	119	1.63	57.59
125COULABV, 125COURABV	104	41	160 - 185	63 - 73	112	44	98	39	48	19	54	119	1.63	57.59
3S	238	94	98	39	53	21	98	39	48	19	67	148	2.29	80.72
2.5S	218	86	98	39	53	21	98	39	48	19	61	136	2.09	73.94
2.5SS	208	82	98	39	53	21	98	39	48	19	59	129	2.00	70.55
2S	178	70	98	39	53	21	98	39	48	19	50	111	1.71	60.37
AC	115	45	98	39	53	21	98	39	48	19	32	72	1.10	39.00
SFST	65	26	58	23	-	-	-	-	47	19	12	27	0.18	6.26



CONSTRUCTION

- ⇒ **SEAT** : No-sag Spring
- ⇒ **BACK REST** : No-sag Spring
- ⇒ **SEAT CUSHION** : D/32 + D/29
- ⇒ **BACK REST CUSHION** : D/22 + Loose Fibre
- ⇒ **SOFA LEGS (front & rear)** :  
*code* : PLG-004-01L / PLG-005-01L / PLG-046-01L / PLG-064-01L  
*material* : Plastic  
*height* : 50mm (PLG-005-01L)  
: 45mm (PLG-064-01L)  
: 40mm (PLG-046-01L)  
: 15mm (PLG-004-01L)  
*colour* : 01 = Black

\* Available in MANUAL(X) & ELECTRIC (V) Versions

COMBINATIONS

