



Camden



american d r e w[®]
· inspired design ·

Camden

Camden accents simple forms with quiet traditional references, gentle curves and a beautiful time-worn finishes that lets the character of the wood show through. The brushed nickel finish hardware adds even more casual elegance to Camden. The black finish will work great in an urban, chic setting, classic antique or rustic vacation home. The buttermilk finish goes with a renovated farm house or a smaller beach cottage get-away.



INSET:
919-925 CONSOLE TABLE



OPPOSITE PAGE:
920-925 CONSOLE TABLE
W48 D16 H30
Four drawers, four baskets,
two adjustable shelves

Shelf opening:
First shelf: W13-5/16 D12-3/8 H6-1/2
Second shelf: W13-5/16 D12-3/8 H7-1/2



INSET:
 920-401 LEG NIGHTSTAND RTA
 920-313R QUEEN PANEL BED 5/0



919-401 LEG NIGHTSTAND
 W26 D19 H28
 One drawer, one fixed shelf, pull out shelf with black laminate, adjustable levelers
 Bottom shelf size: W25 D18 H15-3/4

919-313R QUEEN PANEL BED 5/0
 W65 D82 H62
 Consists of:
-313 PANEL HEADBOARD 4/6-5/0
 W65 D4 H62
 Bored for bedframe
-314 PANEL FOOTBOARD 4/6-5/0
 W65 D4 H29

-R42 WOODEN RAILS 5/0-6/6
 W82 D2 H8
-SKI MATTRESS SUPPORT SYSTEM

919-020 LANDSCAPE MIRROR
 W41 D2 H36
 Beveled mirror; mirror supports not included

919-220 DRESSING CHEST
 W62 D20 H39
 Nine drawers, RTA feet

919-015 ROUND MIRROR
 D18 39 D3
 Beveled mirror; mirror supports not included (also available in buttermilk finish - not shown)

919-220 DRESSING CHEST
 W62 D20 H39
 Nine drawers, RTA feet



919-020 LANDSCAPE MIRROR
 W41 D2 H36
 Beveled mirror; mirror supports not included

919-220 DRESSING CHEST
 W62 D20 H39
 Nine drawers, RTA feet





INSET OPPOSITE PAGE: 919-215 DRAWER CHEST



(ABOVE LEFT)
920-915 SIDE TABLE
 W23 D20 H25
 Two Drawers, one basket

(ABOVE RIGHT)
920-401 LEG NIGHSTAND
 W26 D19 H28
 One drawer, one fixed shelf, pull out shelf
 with black laminate, adjustable levelers
 Bottom shelf size: W25 D18 H15-3/4

OPPOSITE PAGE:
920-215 DRAWER CHEST
 W38 D19 H52
 Five drawers, RTA feet



INSET:
919-915 SIDE TABLE (LEFT)
919-401 LEG NIGHSTAND (RIGHT)



INSET:
919-760N LEG TABLE-RTA
919-636 SPLAT BACK SIDE CHAIR-KD
919-637 SPLAT BACK ARM CHAIR-KD

**920-636 SPLAT BACK
 SIDE CHAIR-KD**
 W20 D24 H39
 Seat height: 20, Seat depth: 18
 Upholstered seat, wood back

**920-637 SPLAT BACK
 ARM CHAIR-KD**
 W23 D24 H39
 Seat height: 20, Arm height: 25
 Seat depth: 19
 Upholstered seat, wood back

920-760N LEG TABLE-RTA
 W64 D42 H30
 One 18 in leaf, extends table to 82 in

**920-830R CHINA
 W63 D20 H82**
 Consists of:
-831 CHINA DECK
 W63 D20 H48
 Three doors, six adjustable glass
 shelves, three can lights, mirrored
 back, touch lighting

-830 CHINA BUFFET/CREDENZA
 W60 D19 H34
 Two glass doors with one adjustable glass
 shelf in each, three drawers, silver tray, two
 can lights, touch lighting, finished top



INSET (LEFT TO RIGHT):
920-637 SPLAT BACK ARM CHAIR-KD
920-690 BAR STOOL
920-636 SPLAT BACK SIDE CHAIR-KD



ABOVE: (LEFT TO RIGHT)
919-637 SPLAT BACK
ARM CHAIR-KD
 W23 D24 H39
 Seat height: 20, arm height: 25
 Seat depth: 19
 Upholstered seat, wood back

919-690 BAR STOOL
COUNTER HEIGHT-KD
 W18 D21 H39
 Seat Height: 25, Seat Depth: 16
 Upholstered seat, wood back

919-636 SPLAT BACK
SIDE CHAIR-KD
 W20 D24 H39
 Seat height: 20
 Seat depth: 18

OPPOSITE PAGE:
920-830R CHINA
 W63 D20 H82
 Consists of:
-831 CHINA DECK
 W63 D20 H48

Three doors, six adjustable glass shelves, three can lights,
 mirrored back, touch lighting

-830 CHINA BUFFET/CREDENZA
 W60 D19 H34

Two glass doors with one adjustable glass shelf in each, three
 drawers, silver tray, two can lights, touch lighting, finished top



INSET:
919-830R CHINA

INSET:
 920-706R ROUND BAR HEIGHT PED TABLE
 920-691 BAR STOOL BAR HEIGHT



INSET:
 919-830 CHINA BUFFET/CREDENZA



ABOVE:
 920-830 CHINA BUFFET/CREDENZA
 W60 D19 H34
 Two glass doors with one adjustable glass shelf
 in each, three drawers, silver tray, two can lights,
 touch lighting, finished top

OPPOSITE PAGE:
 919-706R ROUND BAR HEIGHT PED TABLE
 DIA 42 H41
 Consists of:
 -706 ROUND TABLE TOP
 DIA 42 H4

-B02 BAR HEIGHT PED TABLE BASE
 DIA 32 H40

919-691 BAR STOOL - BAR HEIGHT
 W18 D21 H45
 Seat height: 30, seat depth: 16
 Upholstered seat, wood back

OPPOSITE PAGE:

920-704R ROUND PEDESTAL TABLE

W48 D48 H30

One 16 in leaf, extends table to 64 in

Consists of:

-704 ROUND TABLE TOP

DIA 48 H4

-B04 TABLE BASE

DIA 37 H27

920-636 SPLAT BACK SIDE

CHAIR-KD

W20 D24 H39

Seat height: 20, seat depth: 18

Upholstered seat, wood back



ABOVE:

919-704R ROUND PEDESTAL TABLE

W48 D48 H30

One 16 in leaf, extends table to 64 in

Consists of:

-704 ROUND TABLE TOP

DIA 48 H4

-B04 TABLE BASE

DIA 37 H27

919-636 SPLAT BACK SIDE

CHAIR-KD

W20 D24 H39

Seat height: 20, Seat depth: 18

Upholstered seat, wood back





LEFT:
**919-707R ROUND COUNTER
 HEIGHT PEDESTAL TABLE**
 DIA 42 H35
 Consists of:
-706 ROUND TABLE TOP
 DIA 42 H4
**-B03 COUNTER HEIGHT PED
 TABLE BASE - RTA**
 DIA 32 H34

**920-690 BAR STOOL
 COUNTER HEIGHT - KD**
 W18 D21 H39
 Seat height: 25, seat depth: 16
 Upholstered seat, wood back



920-707R ROUND COUNTER HEIGHT PEDESTAL TABLE
920-690 BAR STOOL COUNTER HEIGHT-KD

RIGHT:
919-910 COCKTAIL TABLE
W48 D24 H19
Two pull through drawers, four baskets

919-915 SIDE TABLE
W23 D20 H25
Two drawers, one basket



INSET (LEFT TO RIGHT):
920-910 COCKTAIL TABLE
920-915 SIDE TABLE





ABOVE:
919-940 WALL STORAGE - RTA
 W34 D19 H76
 Five shelves

Top shelf: W30½ D7-7/8
 2nd shelf: W30½ D9-7/8
 3rd shelf: 3rd shelf: W30½ D12¼
 4th shelf: W30½ D14¾
 5th shelf: W30½ D17-3/8

LEFT SPREAD: (LEFT TO RIGHT)
920-941 FILE / DRAWER CABINET
 W16 D22 H24
 Four casters, two drawers, file storage in bottom drawer

920-940 WALL STORAGE - RTA
 W34 D19 H76
 Five shelves

Top shelf: W30½ D7-7/8
 2nd shelf: W30½ D9-7/8
 3rd shelf: 3rd shelf: W30½ D12¼
 4th shelf: W30½ D14¾
 5th shelf: W30½ D17-3/8



INSET:
920-586 64" ENTERTAINMENT CENTER



INSET LEFT:
919-585 48" ENTERTAINMENT CENTER



920-585 48" ENTERTAINMENT CENTER - KD
W48 D24 H28
Two doors with adjustable shelf behind each, two adjustable shelves and one fixed shelf in the center

OPPOSITE PAGE:
919-586 64" ENTERTAINMENT CENTER
W64 D24 H28
Two double doors with one adjustable shelf behind each, two adjustable shelves and one fixed shelf in center.
Opening behind doors: W19 D21 H19
Center opening: W20 D21 H19



919-595 DESK - RTA
 919-636 SPLAT BACK SIDE CHAIR-KD
 919-941 FILE / DRAWER CABINET

OPPOSITE PAGE:
 920-595 DESK - RTA

W51 D22 H31

One drawer with removable pencil box,
 power bar mounted in top, finished back

920-636 SPLAT BACK SIDE CHAIR-KD

W20 D24 H39

Seat height: 20, seat Depth: 18

Upholstered seat, wood back

920-941 FILE / DRAWER CABINET

W16 D22 H24

Four casters, two drawers, file storage in bottom drawer



Camden

Use 919 group # for Black

Use 920 group # for Buttermilk



919 Black finish



920 Buttermilk finish

919 / 920 CAMDEN

PAINTED VENEERS IN BLACK (919) AND BUTTERMILK (920) FINISH

Hardwood veneers painted in two time-worn finishes with brushed nickel hardware.



Finishes ordered at different times are not guaranteed to match. Woods have grain and color variations due to growth patterns of each tree. The result is a beautiful and unique piece. Due to these variations, finishes on individual pieces are not guaranteed to match. The finish shown here has been reproduced as accurately as photographic and printing technologies allow. For the truest representation, please contact your American Drew dealer.

Care & Cleaning

Care of fine finishes: American Drew finishes are naturally resistant to minor everyday hazards and accidents; however, some precautions are necessary to maintain the beauty of your wood furniture.

- Dust with a soft clean cloth slightly moistened with water, and then dry completely with another clean cloth. Always rub in the direction of the wood grain.
- Avoid cigarettes, hot dishes, moisture and harsh solvents such as nail polish and alcohol.
- Do not place beverages directly on furniture.
- Use pads beneath accessories when writing or eating.
- Remove spills and smudges immediately.
- Pliable materials should not be left on a wood surface; they can damage the finish.
- Furniture should not be placed near heat, outlets, windows, or in direct sunlight.



-015 ROUND MIRROR
D1A 39 D3
Beveled mirror; mirror supports not included
pages: 4/5



-020 LANDSCAPE MIRROR
W41 D2 H36
Beveled mirror; mirror supports not included
pages: 4/5



919



920

-220 DRESSING CHEST
W62 D20 H39
Nine drawers, RTA feet
pages: 4/5



919



920

-313R QUEEN PANEL BED 5/0
W65 D82 H62
Consists of:
-313 PANEL HEADBOARD 4/6-5/0
W65 D4 H62
Bored for bedframe
-314 PANEL FOOTBOARD 4/6-5/0
W65 D4 H29
-R42 WOODEN RAILS 5/0-6/6
W82 D2 H8
-SKI MATTRESS SUPPORT SYSTEM
pages: 4/5



919



920

-316R KING PANEL BED 6/6-6/0
W83 D82 H66
Consists of:
-316 PANEL HEADBOARD 6/6-6/0
W83 D4 H66
Bored for bedframe
-317 PANEL FOOTBOARD 6/6-6/0
W83 D4 H30
-R42 WOODEN RAILS 5/0-6/6
W82 D2 H8
-SKI MATTRESS SUPPORT SYSTEM



919



920

-215 DRAWER CHEST
W38 D19 H52
Five drawers, RTA feet
page: 6



919

920

-401 LEG NIGHTSTAND
W26 D19 H28
One drawer, one fixed shelf, pull out shelf with black laminate, adjustable levelers
Bottom shelf size: W25 D18 H15-3/4
pages: 4/5, 7

Use 919 group # for Black

Use 920 group # for Buttermilk

Use 919 group # for Black



Use 920 group # for Buttermilk



Use 919 group # for Black



Use 920 group # for Buttermilk



-636 SPLAT BACK SIDE CHAIR - KD

W20 D24 H39
Seat height: 20, Seat depth: 18
Upholstered seat, wood back
pages: 8/9, 10, 14/15, 24/25



**920-691 BAR STOOL
BAR HEIGHT-KD**

W18 D21 H45
Seat height: 30, seat depth: 16
Upholstered seat, wood back
pages: 10, 12



**-706R ROUND BAR
HEIGHT PED TABLE**

DIA 42 H41
Consists of:
-706 ROUND TABLE TOP
DIA 42 H4
**-B02 BAR HEIGHT PED
TABLE BASE - RTA**
DIA 32 H40
pages: 12



-760N LEG TABLE - RTA

W64 D42 H30
One 18 in leaf, extends table to 82 in
pages: 8/9



-830R CHINA

W63 D20 H82
Consists of:
-831 CHINA DECK
W63 D20 H48
Three doors, six adjustable glass shelves,
three can lights, mirrored back, touch
lighting

-830 CHINA BUFFET/CREDENZA

W60 D19 H34
Two glass doors with one adjustable glass
shelf in each, three drawers, silver tray,
two can lights, touch lighting,
finished top
pages: 8/9, 11, 13



**-585 48" ENTERTAINMENT
CENTER - RTA**

W48 D24 H28
Two doors with adjustable shelf
behind each, Two adjustable shelves
and one fixed shelf in center
pages: 23



-637 SPLAT BACK ARM CHAIR - KD

W23 D24 H39
Seat height: 20, arm height: 25
Seat depth: 19
Upholstered seat, wood back
pages: 8/9, 10



**-704R ROUND PEDESTAL
TABLE - KD**

W48 D48 H30
One 16 in leaf, extends table to 64 in
Consists of:
-704 ROUND TABLE TOP
DIA 48 H4
-B04 TABLE BASE
DIA 37 H27
pages: 14/15



**-707R ROUND COUNTER
HEIGHT PEDESTAL TABLE**

DIA 32 H41
Consists of:
-706 ROUND TABLE TOP
DIA 42 H4
**-B03 COUNTER HEIGHT PED
TABLE BASE - RTA**
DIA 32 H40
pages: 16/17



**-690 BAR STOOL
COUNTER HEIGHT - KD**

W18 D21 H39
Seat height: 25, seat depth: 16
Upholstered seat, wood back
pages: 10, 16/17



-830R CHINA

W63 D20 H82
Consists of:
-831 CHINA DECK
W63 D20 H48
Three doors, six adjustable glass shelves,
three can lights, mirrored back, touch
lighting

-830 CHINA BUFFET/CREDENZA

W60 D19 H34
Two glass doors with one adjustable glass
shelf in each, three drawers, silver tray,
two can lights, touch lighting,
finished top
pages: 8/9, 11, 13



**-586 64" ENTERTAINMENT
CENTER**

W64 D24 H28
Two double doors with one adjust-
able shelf behind each, two adjustable
shelves and one fixed shelf in center
Opening behind doors:
W19 D21 H19
Center opening:
W20 D21 H19
pages: 22



Use 919 group # for Black



Use 920 group # for Buttermilk



Use 919 group # for Black



Use 920 group # for Buttermilk



Use 919 group # for Black



Use 920 group # for Buttermilk



Use 919 group # for Black



Use 920 group # for Buttermilk



919



919



920

-915 SIDE TABLE
W23 D20 H25
Two Drawers, one basket
pages: 7, 18/19



919



919



920

-941 FILE / DRAWER CABINET
W16 D22 H24
Four casters, two drawers, file storage in bottom drawer
pages: 20, 24/25



920

-595 DESK - RTA
W51 D22 H31
One drawer with removable pencil box, power bar mounted in top, finished back
pages: 24/25



919



920



919



920

-940 WALL STORAGE - RTA
W34 D19 H76
Five shelves
Top shelf: W30½ D7-7/8
2nd shelf: W30½ D9-7/8
3rd shelf: 3rd shelf: W30½ D12¼
4th shelf: W30½ D14¾
5th shelf: W30½ D17-3/8
pages: 20/21



920

-925 CONSOLE TABLE
W48 D16 H30
Four drawers, four baskets, two adjustable shelves
pages: 3

-910 COCTAIL TABLE
W48 D24 H19
Two pull through drawers, four baskets
pages: 18/19

Use 919 group # for Black



Use 920 group # for Buttermilk




Use 919 group # for Black



Use 920 group # for Buttermilk



a m e r i c a n d r e w®

a L A  B O Y *company*

SKU: SA-C919/920
printed September 2016

All photographs, illustrations and specifications in this catalog are based on the latest product information available at the time of printing. American Drew reserves the right to discontinue items without notice and to make changes to colors, materials, equipment and specifications at any time. This catalog is intended to be distributed to authorized dealers, and possession does not constitute authority to purchase.

Not responsible for typographical errors.

© 2016 American Drew
PRINTED IN THE USA.