

Hadleigh



Like the classic tuxedo, Hadleigh makes a timeless fashion statement for the home.



B E D R O O M



The Hadleigh bedroom collection is crafted with hand selected, solid Wild Black Cherry. Elegant carvings, full extension soft-close drawers and a fabulous blanket rail footboard lends the group to be more transitional.



607-316R Hadleigh King Panel Bed - Complete

consists of:

- 316 Hadleigh King Panel Bed Headboard 6/6-6/0
- 317 Hadleigh King Panel Bed Footboard with Center Supports 6/6-6/0
- R42 Bolt On Rails (5/0-6/6)

607-020 Hadleigh Arched Landscape Mirror

607-131 Hadleigh Bureau

607-420 Hadleigh Nightstand



607-131 Bureau
(drawer detail)



607-130 Hadleigh Drawer Dresser (drawer detail)



607-316 Hadleigh Panel Bed Headboard (detail)



607-130 Hadleigh Drawer Dresser (flip down media drawer detail)



607-330R Hadleigh Queen Upholstered Bed - Complete consists of:
-330 Hadleigh Queen Upholstered Bed Headboard 4/6-5/0
-331 Hadleigh Queen Upholstered Bed Footboard with Center Support 4/6-5/0
-R52 Bolt On Bed Rail (5/0-6/6)
607-032 Hadleigh Decorative Mirror
607-130 Hadleigh Drawer Dresser
607-421 Hadleigh Bedside Table



607-330 Hadleigh Upholstered Bed Headboard (detail)



607-421 Hadleigh Bedside Table



607-420 Hadleigh Nightstand



Opposite Page | 607-422 Hadleigh Bachelors Chest

607-326R Hadleigh King Rice Carved Bed - Complete
consists of:

- 326 Hadleigh King Rice Carved Bed Headboard 6/6
- 327 Hadleigh King Rice Carved Bed Footboard with Center Support 6/6
- R42 Bolt On Rails (5/0-6/6)

607-422 Hadleigh Bachelors Chest

607-481 Hadleigh Bed Steps

607-030 Hadleigh Vertical Pediment Mirror

607-130 Hadleigh Drawer Dresser





607-480 Hadleigh Bed Bench



607-481 Hadleigh Bed Steps




Opposite Page | 607-030 Hadleigh Vertical Pediment Mirror, 607-131 Hadleigh Bureau

607-215 Hadleigh Drawer Chest
(drawer detail)



607-326 Hadleigh King Rice Carved Bed Headboard (detail)



607-327 Hadleigh King Rice Carved Bed Footboard (carving detail)

Opposite Page | 607-215 Hadleigh Drawer Chest

D I N I N G R O O M



Hadleigh blends the traditional lines of 18th century classics with modern elements for a sophisticated decor with two beautiful dining options with matching seating.

Opposite Page | 607-830R Hadleigh China - Complete consists of: -830 Hadleigh China Base, -831 Hadleigh China Deck



607-760 Hadleigh Oval Dining Table
607-636 Hadleigh Side Chair
607-637 Hadleigh Arm Chair
607-850 Hadleigh Buffet





607-622 Hadleigh Upholstered Side Chair, 607-623 Hadleigh Upholstered Arm Chair

Opposite Page | 607-636 Hadleigh Side Chair, 607-637 Hadleigh Arm Chair



607-744R Hadleigh Double Pedestal Dining Table - Complete

consists of:

- 744 Hadleigh Double Pedestal Dining Table - Top
- B44 Hadleigh Double Pedestal Dining Table - Base

607-622 Hadleigh Upholstered Side Chair

607-623 Hadleigh Upholstered Arm Chair

607-830R Hadleigh China - Complete

consists of:

- 830 Hadleigh China Base
- 831 Hadleigh China Deck



607-830 Hadleigh China Base




Above:
607-744R Hadleigh Double Pedestal Dining Table - Complete consists of:
-744 Hadleigh Double Pedestal Dining Table - Top
-B44 Hadleigh Double Pedestal Dining Table - Base
607-622 Hadleigh Upholstered Side Chair
607-623 Hadleigh Upholstered Arm Chair
607-850 Hadleigh Buffet



607-850 Hadleigh Buffet (drawer detail)

607-744R Hadleigh Double Pedestal Dining Table - Complete consists of: -744 Hadleigh Double Pedestal Dining Table - Top, -B44 Hadleigh Double Pedestal Dining Table - Base, 607-622 Hadleigh Upholstered Side Chair, 607-623 Hadleigh Upholstered Arm Chair, 607-830 Hadleigh China Base

THE KINCAID DIFFERENCE



REAL SOLID WOOD CONSTRUCTION

Genuine solid wood is used on all exterior panels and shaped edges to provide quality and heirloom beauty that will last for generations.

Many furniture manufacturers only use solid wood on drawer fronts, while the remainder of the product is veneer over particleboard. Edges are typically "banded" with a strip of solid wood to simulate solid wood construction, but below the veneer is particleboard.



MORTISE AND TENON JOINTS

Kincaid's case construction features mortise and tenon joinery, a time-proven method of assembling two parts at a 90° angle.



DRAWER GLIDES

We offer a whisper-quiet drawer glide mechanism that allows a gradual, soft close to all drawers.




ADJUSTABLE LEVELERS

Adjustable levelers are provided on units for leveling doors and select units have a center support.



DOVETAILING

Kincaid's dovetail drawer construction (front & back) uses the very best dovetail for each application.



607 HADLEIGH • SPECIES: WILD BLACK CHERRY FINISH: CLEAR BLACK CHERRY

Classic 18th Century styling with custom Brushed Gold hardware crafted from Solid Wild Black Cherry

Finishes ordered at different times are not guaranteed to match. Woods have grain and color variations due to growth patterns of each tree. The result is a beautiful and unique piece. Due to these variations, finishes on individual pieces are not guaranteed to match. The finish shown in this catalog has been reproduced as accurately as photographic and printing technologies allow. For the truest representation, please contact your Kincaid retailer.

CARE & CLEANING

Care of fine finishes: Kincaid finishes are naturally resistant to minor everyday hazards and accidents; however, some precautions are necessary to maintain the beauty of your wood furniture.

- Dust with a soft clean cloth slightly moistened with water, and then dry completely with another clean cloth. Always rub in the direction of the wood grain.
- Avoid cigarettes, hot dishes, moisture and harsh solvents such as nail polish and alcohol.
- Do not place beverages directly on furniture.
- Use pads beneath accessories when writing or eating.
- Remove spills and smudges immediately.
- Pliable materials (rubber, vinyl, plastic) should not be left on a wood surface; they can damage the finish.
- Furniture should not be placed near heat, windows, or in sunlight.
- Simple cleaning can be done with a soft cloth and vinegar/water mixture, (1 tablespoon vinegar with 1 quart water)

Kincaid, in keeping with its tradition in styling, materials and finish, crafts its furniture collections using primarily solid woods selected for grain clarity, color coordination and design. Combinations of different solid wood species are used within each collection. Not all exposed surfaces of every collection are constructed of solid wood. Wood products, multi-layered plywood, veneers and laminates are used for certain structural elements, including exposed surfaces that support leather, cane wicker and other non-wood materials, as well as in select components including some decorative table tops, table skirts, bed rails, interior surfaces, back panels, pullout trays, serving surfaces, etc. Some of our furniture features metal, stone, marble, granite or a composite material with the appearance of these elements.

HADLEIGH VISUAL INDEX

BEDROOM



King bed shown

607-313R Hadleigh Queen Panel Bed Complete
W66-3/4 D89-7/16 H68

consists of:

- 313 Hadleigh Queen Panel Bed Headboard 4/6-5/0 W66-3/4 D4-1/8 H68 Bored for frame
- 314 Hadleigh Queen Panel Bed Footboard with Center Support 4/6-5/0 W65-5/8 D3-5/16 H24
- R42 Bolt On Rails (5/0-6/6) H7 W82 D2 H7

5/0 Length when set up: 89-7/16

607-316R Hadleigh King Panel Bed Complete
W83-3/4 D89-7/16 H68

consists of:

- 316 Hadleigh King Panel Bed Headboard 6/6-6/0 W83-3/4 D4-1/8 H68 Bored for frame
- 317 Hadleigh King Panel Bed Footboard with Center Support 6/6-6/0 W82-5/8 D3-5/16 H24
- R42 Bolt On Rails (5/0-6/6) H7 W82 D2 H7

6/6 Length when set up: 89-7/16

Pages 4/5, 7

607-317R Hadleigh Cal King Panel Bed Complete
W83-3/4 D93-7/16 H68

consists of:

- 316 Hadleigh King Panel Bed Headboard 6/6-6/0 W83-3/4 D4-1/8 H68 Bored for frame
- 317 Hadleigh King Panel Bed Footboard with Center Support 6/6-6/0 W82-5/8 D3-5/16 H24
- R44 Bolt On Rails (5/0-6/6) H8 W86 D3-5/8 H8

6/0 Length when set up: 93-7/16



607-020 Hadleigh Arched Landscape Mirror
W49 D3-1/4 H42
Beveled mirror
Pages 4, 6



King bed shown

607-324R Hadleigh Queen Rice Carved Bed Complete
W64-1/2 D91-1/2 H88

consists of:

- 324 Hadleigh Queen Rice Carved Bed Headboard 5/0 W64-1/2 D4-3/4 H88 Bored for frame
- 325 Hadleigh Queen Rice Carved Bed Footboard with Center Support 5/0 W64-1/2 D4-3/4 H88
- R42 Bolt On Rails (5/0-6/6) H7 W82 D2 H7

5/0 Length when set up: 91-1/2

607-326R Hadleigh King Rice Carved Bed Complete
W81 D91-1/2 H88

consists of:

- 326 Hadleigh King Rice Carved Bed Headboard 6/6 W81 D4-3/4 H88 Bored for frame
- 327 Hadleigh King Rice Carved Bed Footboard with Center Support 6/6 W81-1/2 D4-3/4 H88
- R42 Bolt On Rails (5/0-6/6) H7 W82 D2 H7

6/6 Length when set up: 91-1/2

Pages 3, 12/13, 14, 16, 17

607-327R Hadleigh Cal King Rice Carved Bed Complete
W81-1/2 D95-1/2 H88

consists of:

- 326 Hadleigh King Rice Carved Bed Headboard 6/6 W81 D4-3/4 H88 Bored for frame
- 327 Hadleigh King Rice Carved Bed Footboard with Center Support 6/6 W81-1/2 D4-3/4 H88
- R44 Bolt On Rails (5/0-6/6) H7 W86 D3-5/8 H8

6/0 Length when set up: 95-1/2



607-030 Hadleigh Vertical Pediment Mirror
W35-7/8 D2-5/16 H49-3/8
Beveled mirror
Pages 12/13, 15



Queen bed shown

607-330R Hadleigh Queen Upholstered Bed Complete
W63 D89 H62

consists of:

- 330 Hadleigh Queen Upholstered Bed Headboard 4/6-5/0 W62 D3-1/2 H62 Bored for frame
- 331 Hadleigh Queen Upholstered Bed Footboard with Center Support 4/6-5/0 W63 D3-1/2 H17-7/8
- R52 Bolt On Rails (5/0-6/6) H17-7/8 W82 D2-1/2 H17-7/8

Fabric: Eastbrook-Barley

5/0 Length when set up: 89

Pages 8/9

607-332R Hadleigh King Upholstered Bed Complete
W79 D89 H62

consists of:

- 332 Hadleigh King Upholstered Bed Headboard 6/6-6/0 W79 D3-1/2 H62 Bored for frame
- 333 Hadleigh King Upholstered Bed Footboard with Center Support 6/6-6/0 W79 D3-1/2 H17-7/8
- R52 Bolt On Rails (5/0-6/6) H17-7/8 W82 D2-1/2 H17-7/8

Fabric: Eastbrook-Barley

6/6 Length when set up: 89

607-333R Hadleigh Cal King Upholstered Bed Complete
W79 D93 H62

consists of:

- 332 Hadleigh Cal King Upholstered Bed Headboard 6/6-6/0 W79 D3-1/2 H62 Bored for frame
- 333 Hadleigh Cal King Upholstered Bed Footboard with Center Support 6/6-6/0 W79 D3-1/2 H17-7/8
- R53 Bolt On Rails (5/0-6/6) H17-7/8 W86 D3-7/8 H17-7/8

Fabric: Eastbrook-Barley

6/0 Length when set up: 93



607-032 Hadleigh Decorative Mirror
W36 D1-7/8 H51-3/8
Beveled mirror
Page 1, 9



607-130 Hadleigh Drawer Dresser
W66 D20 H42-1/2
Nine drawers, adjustable levelers, jewelry tray in top right drawer, center foot, top center drawer flips down for components, cord exit
Page 6/7, 8/9, 12/13



607-131 Hadleigh Bureau
W62 D20 H38
Seven drawers, adjustable levelers, top left drawer flips down for components, jewelry tray in top center drawer, cord exit, center foot
Page 4/5, 15



607-215 Hadleigh Drawer Chest
W42 D20 H60
Eight drawers, adjustable levelers, drawer dividers in third and fourth drawers from the top
Page 16



607-420 Hadleigh Nightstand
W28 D18 H29-1/2
Three drawers, adjustable levelers
Page 2, 4/5, 10



607-421 Hadleigh Bedside Table
W25 D18 H29-1/2
One drawer, two doors, adjustable shelf, adjustable levelers
Page 8/9, 10



607-422 Hadleigh Bachelors Chest
W36 D20 H31-1/2
Four drawers, sliding shelf, adjustable levelers
Page 3, 4, 10/11, 12/13



607-480 Hadleigh Bed Bench
W52 D17 H19
Fabric: Eastbrook-Barley
Page 3, 14



607-481 Hadleigh Bed Steps
W22 D18 H16-3/4
One drawer
Page 12/13, 14

DINING ROOM



607-622 Hadleigh Upholstered Side Chair
W21-3/4 D26-9/16 H41-5/8
Upholstered seat and back
Fabric: Eastbrook
Color: Barley
Seat height: 19
Seat depth: 19
Pages 18, 23, 24/25, 26/27



607-623 Hadleigh Upholstered Arm Chair
W25-3/8 D26-9/16 H41-5/8
Upholstered seat and back
Fabric: Eastbrook
Color: Barley
Seat height: 19
Seat depth: 19
Arm height: 25-3/16
Pages 18, 23, 24/25, 26/27

HADLEIGH VISUAL INDEX (continued)

DINING ROOM (continued)



607-636 Hadleigh Side Chair
W22-1/8 D24-3/8 H42
Upholstered seat, wood back
Fabric: Eastbrook
Color: Barley
Seat height: 19
Seat depth: 18
Pages 20/21, 22



607-637 Hadleigh Arm Chair
W25 D24-3/8 H42
Upholstered seat, wood back
Fabric: Eastbrook
Color: Barley
Seat height: 19
Seat depth: 18
Arm height: 25
Pages 20/21, 22



607-744R Hadleigh Double Pedestal Dining Table - Complete
W80 D44 H30
consists of:
-744 Hadleigh Double Pedestal Dining Table - Top
W80 D44 H3-1/2
-B44 Hadleigh Double Pedestal Dining Table - Base
W24-1/2 D24-1/2 H26-1/2
One leaf is self storing, comes with 2 - 20in leaves

Assembled sizes:
W80 D44 H30 - without leaves
W100 D44 H30 - with one 20in leaf
W120 D44 H30 - with two 20in leaves
Pages 24/25, 26/27



607-760 Hadleigh Oval Dining Table
W78 D44 H30
One leaf is self storing, comes with 2 - 20in leaves, comes with removable center leg for extra support

Assembled sizes:
W78 D44 H30 - without leaves
W98 D44 H30 - with one 20in leaf
W118 D44 H30 - with two 20in leaves
Pages 20/21



607-830R Hadleigh China - Complete
W56 D20 H88
consists of:
-830 Hadleigh China Base
W55 D19-1/2 H30-5/8
Two doors, two interior drawers, adjustable levelers, adjustable shelf, silverware insert in top left drawer
-831 Hadleigh China Deck
W56 D20 H57-3/8
Three tempered adjustable shelves with plate grooves, two doors, two can lights with touch dimmers, curior ends

Pages 19, 24/25, 26



607-850 Hadleigh Buffet
W70 D20 H39-1/2
Four doors, three drawers, six adjustable shelves, adjustable levelers, center foot, silverware tray in top center drawer
Pages 1, 20/21, 27

Hadleigh finish panel



Clear Black Cherry