

# CLASSICS 4.0



smartstuff™  
furniture for kids.

# CLASSICS 4.0

As smart as a perfect grade point average with timeless styling and traditional Louis Philippe details, Classics 4.0 features softened edges with lapped drawers, round wood knobs and stylized bun feet. Perfect for a boy or girl, the collection is available in a Saddle Brown wood stain, Summer White painted finish, or Classic Cherry stain. New smartstuff smart features are incorporated throughout the collection, such as removable partitions in drawers to provide simple organization to help mom - and the kids - bring order to busy lives. Plus, select pieces include fun, smart teaching elements like coasters in all of the nightstands.





*pages*

convertible cribs	4, 6, 8
beds	10, 14, 16, 24, 28, 36, 38
dressers	12, 23, 30, 32, 40, 46
chests	13, 20, 27, 33, 41, 42



furniture that works with the way kids live, cool smart features,  
strong construction, built in safety and tons of extras

**smartstuff**<sup>™</sup>  
*furniture for kids.*



# smartCRIBS



Scan to watch  
the smartCrib  
video.

Intelligently designed cribs that convert to beds, smartcribs offer the same safety, construction and function you've come to expect from all smartstuff products.

Growth Chart  
see page 49

Adjustable  
3 mattress heights

Finished  
mattress platform

Removable  
feet to adjust height



Convertible Crib



Toddler Bed  
Requires optional toddler rail.



Day Bed  
Requires optional toddler rail.

## Crib to College™

Our smartCribs convert into toddler beds, daybeds, and...





Saddle Brown  
 Convertible Crib  
 1311310 / 60w x 32d x 51h

ABOVE

Saddle Brown Changing Station  
 1311200 / 43w x 18d x 5h

Saddle Brown Drawer Dresser  
 1311002 / 56w x 18d x 36h

... full size beds.



*Full Size*  
 Requires bed rails and slat roll.



*Full Size - Headboard Only*  
 Requires metal bed frame.



*Full Size with Low Profile Footboard*  
 Requires optional footboard, slat roll, and bed rails.









Summer White  
Convertible Crib  
131A310 / 60w x 32d x 51h

ABOVE

Summer White  
Changing Station  
131A200 / 43w x 18d x 5h

Summer White Single Dresser  
131A001 / 45w x 18d x 36h



Classic Cherry Convertible Crib  
1312310 / 60w x 32d x 51h

ABOVE

Classic Cherry Changing Station  
1312200 / 43w x 18d x 5h

Classic Cherry Drawer Dresser  
1312002 / 56w x 18d x 36h











Coasters  
see page 49







Classic Cherry Sleigh Bed  
1312041 Full  
58w x 86d x 48h  
(footboard height is 26")

Classic Cherry Nightstand  
1312080 / 23w x 17d x 25h

Classic Cherry Mirror  
1312032 / 33w x 1d x 44h

Classic Cherry Drawer Dresser  
1312002 / 56w x 18d x 36h



**\*smart** Slide open the mirror hidden storage compartment to reveal accessory hooks and shelving.



Classic Cherry Storage Mirror  
1312030 / 31w x 9d x 41h

Classic Cherry Single Dresser  
1312001 / 45w x 18d x 36h





Exercise  
Guide  
see page 49

Classic Cherry Drawer Chest  
1312010 / 40w x 18d x 52h





**\*smart** Patented charging stations in nightstands are perfect for today's plugged-in kids and all their stuff.

Classic Cherry Panel Bed  
1312035 Twin  
46w x 84d x 51h  
(footboard height is 28")

Classic Cherry Nightstand  
1312080 / 23w x 17d x 25h

Classic Cherry Drawer Chest  
1312010 / 40w x 18d x 52h











star chart ↗  
see page 49





Classic Cherry Bunk Bed  
1312530 Twin Bunk  
45w x 84d x 79h

*See page 51 for configuration options*

**\*smart** This clever tray  
for the upper bunk creates a  
“nightstand-in-the-sky.”







Classic Cherry Sleigh Bed  
1312036 Twin  
43w x 86d x 48h  
(footboard height is 26")

Classic Cherry Nightstand  
1312080 / 23w x 17d x 25h

Classic Cherry Bookcase  
1312018 / 32w x 18d x 61h







LEFT

Classic Cherry Tilt Mirror  
1312033 / 40w x 11d x 34h

Classic Cherry Dressing Chest  
1312004 / 50w x 18d x 45h

RIGHT


Classic Cherry Panel  
Bed 1312040 Full  
60w x 84d x 51h  
(footboard height is 28")

Classic Cherry Nightstand  
1312080 / 23w x 17d x 25h





**\*smart** Built-in lighting is strategically placed for studying.





Classic Cherry Hutch  
1312020/ 56w x 12d x 48h  
Overall with desk:  
56w x 27d x 78h

Classic Cherry Desk  
1312027 / 56w x 27d x 30h

Classic Cherry  
Swivel Desk Chair  
1312071 / 26w x 26d x 37h

World  
Map  
see page 49

Ergonomics  
Guide  
See page 49





**\*smart** Hidden storage extraordinaire, this chest features a super secret drawer in the moulding.

Classic Cherry Mirror  
1312032 / 33w x 1d x 44h

Classic Cherry Drawer Dresser  
1312002 / 56w x 18d x 36h









Summer White Sleigh Bed  
131A041 Full  
58w x 86d x 48h  
(footboard height is 26")

Summer White Nightstand  
131A080 / 23w x 17d x 25h

Summer White Tilt Mirror  
131A033 / 40w x 11d x 34h

Summer White Dressing Chest  
131A004 / 50w x 18d x 45h



Summer White Hutch  
131A020 / 56w x 12d x 48h  
Overall with desk:  
56w x 27d x 78h

Summer White Desk  
131A027 / 56w x 27d x 30h

Summer White Swivel Desk Chair  
131A071 / 26w x 26d x 37h

World  
Map  
see page 49

Ergonomics  
Guide  
see page 49





Summer White Tilt Mirror  
131A033 / 40w x 11d x 34h

Summer White Dressing Chest  
131A004 / 50w x 18d x 45h

**\*smart** Hidden storage  
extraordinaire, this chest features a  
super secret drawer in the moulding.







Summer White Bookcase  
131A018 / 32w x 18d x 61h

Summer White Bunk Bed  
131A530 Twin Bunk  
45w x 84d x 79h  
*See page 51 for configuration options*

**\*smart** This clever tray for the upper bunk creates a “nightstand-in-the-sky.”







Star chart ↗

see page 49





**\*smart** Slide open the mirror hidden storage compartment to reveal accessory hooks and shelving.

Summer White Storage Mirror  
131A030 / 31w x 9d x 41h

Summer White Single Dresser  
131A001 / 45w x 18d x 36h





**\*smart** Built-in lighting is strategically placed for studying.

↖  
**Coasters**  
see page 49

Summer White Panel Bed  
131A035 Twin  
46w x 84d x 51h  
(footboard height is 28")

Summer White Nightstand  
131A080 / 23w x 17d x 25h





**\*smart** This handy flip down drawer is perfect for storing DVD players or game consoles.



Folding Board  
See page 49

Summer White Mirror  
131A032 / 33w x 1d x 44h

Summer White Drawer Dresser  
131A002 / 56w x 18d x 36h





Summer White Drawer Chest  
131A010 / 40w x 18d x 52h

**\*smart** Need a place to hang a sweatshirt or hat? The accessory hook conveniently placed on the side of the Drawer Chest is the perfect solution.











Summer White Sleigh Bed  
131A036 Twin  
43w x 86d x 48h  
(footboard height is 26")

Summer White Nightstand  
131A080 / 23w x 17d x 25h

Summer White Hutch  
131A020 / 56w x 12d x 48h  
Overall with desk:  
56w x 27d x 78h

Summer White Desk  
131A027 / 56w x 27d x 30h

Summer White Swivel Desk Chair  
131A071 / 26w x 26d x 37h

**\*smart** Patented charging stations in nightstands are perfect for today's plugged-in kids and all their stuff.







Summer White Panel Bed  
131A040 Full  
60w x 84d x 51h  
(footboard height is 28")

Summer White Nightstand  
131A080 / 23w x 17d x 25h





Summer White Trundle  
131A060 / 41w x 76d x 12h

Summer White Storage Unit  
131A061 / 20w x 76d x 20h



Storage unit



Trundle closed



Trundle storage



Trundle bed





Coasters  
see page 49



**\*smart** With a simple touch right here, the bottom of this nightstand lights up with a reassuring glow.





Saddle Brown Sleigh  
Bed 1311041 Full  
58w x 86d x 48h  
(footboard height is 26")

Saddle Brown Nightstand  
1311080 / 23w x 17d x 25h

Saddle Brown Tilt Mirror  
1311033 / 40w x 11d x 34h

Saddle Brown Dressing Chest  
1311004 / 50w x 18d x 45h





**\*smart** Slide open the mirror hidden storage compartment to reveal accessory hooks and shelving.



Saddle Brown Storage Mirror  
1311030 / 31w x 9d x 41h

Saddle Brown Single Dresser  
1311001 / 45w x 18d x 36h





Exercise  
Guide  
see page 49

Saddle Brown Drawer Chest  
1311010 / 40w x 18d x 52h





**\*smart** Hidden storage  
extraordinaire, this chest features a  
super secret drawer in the moulding.

Saddle Brown Tilt Mirror  
1311033 / 40w x 11d x 34h

Saddle Brown Dressing Chest  
1311004 / 50w x 18d x 45h





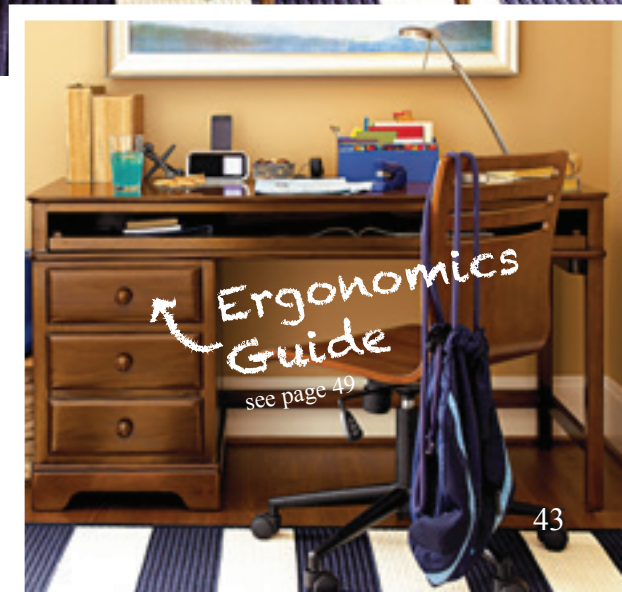
World Map  
see page 49

Saddle Brown Hutch  
1311020 / 56w x 12d x 48h  
Overall with desk:  
56w x 27d x 78h

Saddle Brown  
Swivel Desk Chair  
1311071 / 26w x 26d x 37h


Saddle Brown Desk  
1311027 / 56w x 27d x 30h

**\*smart** A pull-out tray provides tons of room for a keyboard or extra work space.



Ergonomics Guide  
see page 49





Saddle Brown Panel  
Bed 1311040 Full  
60w x 84d x 51h  
(footboard height is 28")

Saddle Brown Nightstand  
1311080 / 23w x 17d x 25h

**\*smart** Built-in lighting is  
strategically placed for studying.





Saddle Brown Mirror  
1311032 / 33w x 1d x 44h

Saddle Brown Drawer Dresser  
1311002 / 56w x 18d x 36h

Saddle Brown Trundle  
1311060 / 41w x 76d x 12h

Saddle Brown Storage Unit  
1311061 / 20w x 76d x 20h



*Storage unit*



*Trundle closed*



*Trundle storage*



*Trundle bed*



Saddle Brown Mirror  
1311032 / 33w x 1d x 44h

Saddle Brown Drawer Dresser  
1311002 / 56w x 18d x 36h




Folding  
Board

See page 49



**\*smart** The top drawer has a flip-down front, so it's just perfect for DVD player or game console storage.








Saddle Brown Bookcase  
1311018 / 32w x 18d x 61h





A lot of work  
goes into  
smartstuff.

*We think it's worth it.*

smartstuff™  
*furniture for kids.*

## Function

(fūŋk-shən) *n.* – furniture that works better, so you can live better

- Innovative built-in lighting on nightstands and beds (Patent number USD644,049S)
- Safe, convenient lighting
- Nightstands and other selected items are equipped with charging stations (Patent number USD628,833S)
- Tailor storage to your needs with removable drawer partitions
- Bed accommodates 10" mattress
- Removable top bunk tray
- Hidden compartment in every dresser
- Removable under-bed storage trays
- Push and release drawer removal system
- Flip-down drawer in every dresser
- Three crib mattress heights
- Removable feet on every crib

## Construction

(kən'strækshən) *n.* – dependable, safe, long lasting

- Bed rails bolt firmly together, no “hook and slot”
- Plywood slat roll bed foundations, stronger than wooden slats
- 9" ladder steps, wider and grooved for greater traction
- 9/16" drawer walls
- English dovetail construction, front and back
- Screwed-in back panels
- Metal, not wood, pins attach upper and lower bunks
- Soft, self-closing, full extension metal on metal drawer guides
- Adjustable levelers assure furniture sits level on uneven surfaces
- Drawers are tested to 50,000 cycles. That's the same as opening the drawer once a day for 137 years
- Finished crib mattress platform



# Safety

(sāf-tē) **n.** – design features that prevent breaking, scraping, pinching and tipping

- Metal – not wood – bolts and pins
- Plywood slat roll bed foundations for greater strength
- Softened edges and corners
- Dressers, bureaus, chests, door chests and desk hutches include anti-tip restraint hardware and meet voluntary ASTM anti-tip guidelines
- Independent, 3rd party tested
- UL tested and listed
- Meets BIFMA, ASTM, CPSC, ISTA and California Air Resources Board standards
- Lead-free finishes
- Cord management system keeps floors free of extra cords
- Small openings eliminate entrapment hazards
- Built-in stops prevent drawers from falling out

# Smartstuff Stuff

(stūf) **n.** – there's stuff and then there's smartstuff stuff

- 1 Star chart with every bunk bed
- 2 Ergonomics guide with each desk
- 3 Set of coasters in each nightstand
- 4 Folding boards in each dresser
- 5 World map with every hutch
- 6 Growth chart with every crib
- 7 Exercise guide in every chest





FINISH: 1311 – Saddle Brown

FINISH: 131A – Summer White

FINISH: 1312 – Classic Cherry

### smartstuff means more standard features:

- English dovetail construction, front and back
- Soft, self-closing, full extension metal on metal drawer guides
- 9/16" drawer walls
- Screwed-in back panels
- Dressers, bureaus, chests and desk hutches include anti-tip restraint hardware
- Adjustable levelers assure furniture sits level on uneven surfaces
- Bed rails bolt firmly together, no "hook and slot"
- High-low bed rail positioning
- Plywood slat roll bed foundations, stronger than wooden slats
- No box spring needed



● 1311001 ○ 131A001 ● 1312001  
SINGLE DRESSER  
45W x 18D x 36H

- Top left game console/DVD player drawer
- Secret felt-lined drawer pulls out on top right end
- Removable felt-lined tray reveals hidden storage in top right drawer
- Removable dividers in bottom drawers

*Shown on pages: 7, 12, 30, 40*



● 1311002 ○ 131A002 ● 1312002  
DRAWER DRESSER  
56W x 18D x 36H

- Top left game console/DVD player drawer
- Secret felt-lined drawer pulls out on top right end
- Removable felt-lined tray reveals hidden storage in top right drawer
- Removable dividers in bottom drawers

*Shown on pages: 5, 8, 11, 23, 32, 45, 46*



● 1311004 ○ 131A004 ● 1312004  
DRESSING CHEST  
50W x 18D x 45H

- Top left game console/DVD player drawer
- Secret felt-lined drawer pulls out on top right end
- Removable felt-lined tray reveals hidden storage in top right drawer
- Removable dividers in bottom drawers

*Shown on pages: 20, 25, 27, 39, 42*



● 1311010 ○ 131A010 ● 1312010  
DRAWER CHEST  
40W x 18D x 52H

- Top left game console/DVD player drawer
- Removable felt-lined tray reveals hidden storage in top right drawer
- Clothing rods pull out on ends

*Shown on pages: 13, 14, 33, 41*



● 1311018 ○ 131A018 ● 1312018  
BOOKCASE  
32W x 18D x 61H

- Three adjustable shelves
- Easy cord access

*Shown on pages: 18, 28, 35, 47*



● 1311032 ○ 131A032 ● 1312032  
MIRROR  
33W x 1D x 44H

- Beveled mirror can be positioned vertically or horizontally

*Shown on pages: 11, 23, 32, 46*



● 1311020 ○ 131A020 ● 1312020  
HUTCH  
56W x 12D x 48H  
Overall with desk:  
56W x 27D x 78H

- Hutch fits over 131A027 Desk or 131A002 Dresser
- 3-way dimmer light illuminates work area
- Cork back
- Easy cord access
- Storage shelves with dividers
- CD shelf

*Shown on pages: 22, 26, 43*



● 1311027 ○ 131A027 ● 1312027  
DESK  
56W x 27D x 30H

- Electrical outlet in the top
- One box drawer with pencil tray
- One file drawer
- Pull-out tray provides keyboard storage or extra work surface
- Interchangeable pedestal and leg allows for easy right or left hand use

*Shown on pages: 22, 26, 35, 43*



● 1311030 ○ 131A030 ● 1312030  
STORAGE MIRROR  
31W x 9D x 41H

- Pull-out accessory storage on right side
- Scooped-out coin tray

*Shown on pages: 12, 30, 40*



● 1311033 ○ 131A033 ● 1312033  
TILT MIRROR  
40W x 11D x 34H

- Beveled mirror tilts to various viewing positions
- In the back are electrical outlets for mobile phones, iPods, etc.
- Scooped-out coin tray

*Shown on pages: 20, 25, 27, 39, 42*



PANEL BED

● 1311035 ○ 131A035 3/3 Twin ● 1312035 3/3 Twin

● 1311040 ○ 131A040 4/6 Full ● 1312040 4/6 Full

Twin Bed: 46W x 84D x 51H (footboard height is 28")  
Full Bed: 60W x 84D x 51H (footboard height is 28")

- LED snake light in left post

*Shown on pages: 14, 21, 31, 36, 44*





- SLEIGH BED**  
 ● 1311036 ○ 131A036 3/3 Twin ● 1312036 3/3 Twin  
 ● 1311041 ○ 131A041 4/6 Full ● 1312041 4/6 Full  
 Twin Bed: 43W x 86D x 48H (footboard height is 26")  
 Full Bed: 58W x 86D x 48H (footboard height is 26")  
 • Curved bed rails  
*Shown on pages: 10, 19, 25, 35, 39*



- 1311060 ○ 131A060 ● 1312060  
**TRUNDLE**  
 41W x 76D x 12H  
 • Fits under any bed  
 • Wheels on bottom allow for easy pull-out  
 • Fits standard sized twin mattress  
 • Can be used as storage (two removable sliding storage trays included)  
 • Maximum recommended mattress dimensions: 74W x 38D x 8H  
*Shown on pages: 36, 44*



- 1311061 ○ 131A061 ● 1312061  
**STORAGE UNIT**  
 20W x 76D x 20H  
 • Integrates into any bed  
 • Usable on left or right side  
 • One large drawer with removable divider  
 • One adjustable shelf in each open area  
 • One Storage Unit and one rail shipped per order.  
 (Up to two Storage Units can be used per bed.)  
*Shown on pages: 36, 44*



- 1311071 ○ 131A071 ● 1312071  
**SWIVEL DESK CHAIR**  
 26W x 26D x 37H  
 • Tilting desk chair on swivel  
 • Five casters legs  
 • Adjustable height  
*Shown on pages: 22, 26, 35, 43*



- 1311080 ○ 131A080 ● 1312080  
**NIGHTSTAND**  
 23W x 17D x 25H  
 • Top lid flips up to reveal electrical outlets  
 • Touch switch controls under-mounted nightlight  
*Shown on pages: 10, 15, 19, 21, 25, 31, 34, 37, 38, 44*



- 1311530 ○ 131A530 3/3 Twin ● 1312530 3/3 Twin  
 ● 1311540 ○ 131A540 4/6 Full ● 1312540 4/6 Full  
**BUNK BED**  
 Twin Bed: 45W x 84D x 79H  
 Full Bed: 60W x 84D x 79H  
 • Bunk bed ladder steps curved and grooved for better traction  
 • Clock shelf for upper bunk  
 • Metal pegs attach upper bunk to lower bunk  
 • Bunk bed can break down into two twin beds  
 • Accommodates Trundle or Storage Unit  
*Shown on pages: 16, 29*



- 1311590 ○ 131A590 ● 1312590  
**TWIN OVER FULL EXT KIT**  
 59W x 84D x 79H  
 • Extension kit allows for a 4'-6" full sized mattress on the bottom bunk  
 • Accommodates Trundle or Storage Unit



- 1311310 ○ 131A310 ● 1312310  
**CLASSICS 4.0 CONVERTIBLE CRIB**  
 60w x 32d x 51h  
*Shown on pages: 4, 6, 8*



- 1311305 ○ 131A305 ● 1312305  
**TODDLER BED CONVERSION KIT**  
 58w x 3d x 33h  
 • Kit works with convertible crib to create Toddler Bed or Day Bed  
*Shown on page: 4*



- 1311200 ○ 131A200 ● 1312200  
**CLASSICS 4.0 CHANGING STATION**  
 43w x 18d x 5h  
 • Shown with 002 Drawer Dresser  
*Shown on pages: 4, 6, 8*



- 1311284 ○ 131A284 ● 1312284  
**LOW PROFILE FOOTBOARD 4/6**  
 58w x 3d x 22h  
 • Works with convertible crib to create full size bed that can accommodate under bed storage with use of this footboard  
*Shown on page: 5*



SmartStuffFurniture.com

smARtstuff™  
*furniture for kids.*



We need to talk!