

#myROOM



smartstuff™

furniture for kids.

#myROOM

Distinctly contemporary with a dorm-room vibe, #myRoom is at once on-trend and timeless. Designed with today's well-connected kids and moms in mind, the new boys' and girls' collection from smartstuff™ allows families to create children's rooms that are refreshingly streamlined.

▲ BEDS 4, 10, 12, 18, 20, 24, 32, 34 ▲ DRESSERS 9, 26

▲ CHESTS 7, 15, 24, 28 ▲ CONVERTIBLE CRIBS 22, 36







PANEL BED
5321042 Full / 56w x 82d x 50h
(Footboard height is 26")

NIGHTSTAND
5321080 / 21w x 18d x 28h

SWIVEL DESK CHAIR
5321071 / 26w x 26d x 37h

DESK
5321027 / 56w x 22d x 36h





HANDY
*charging
station*



TILT MIRROR
5322033 / 33w x 2d x 35h

DRESSING CHEST
5322004 / 48w x 18d x 44h

HUTCH
5322020 / 53w x 14d x 35h

SWIVEL DESK CHAIR
5322071 / 26w x 26d x 37h

DESK
5322027 / 56w x 22d x 36h





DIY DECOR

You can create these painted sticks for your own space. Follow along with designer Patti Borrelli in this video to see how it's done. [smartstuff.com/socialstation](https://www.smartstuff.com/socialstation)



MIRROR
5322032 / 30w x 2d x 40h

DRAWER DRESSER
5322002 / 54w x 18d x 34h

PANEL BED
5322042 Full / 56w x 82d x 50h
(Footboard height is 26")

NIGHTSTAND
5322080 / 21w x 18d x 28h

SWIVEL DESK CHAIR
5322071 / 26w x 26d x 37h

DESK
5322027 / 56w x 22d x 36h





FUNCTION

IT WORKS BETTER, SO YOU CAN LIVE BETTER.

Our innovative functionality, featuring the nightstand in the sky, built-in lights, hidden storage and charging stations, keeps kids organized and parents happy.





BUILT-IN LIGHT



Built-in lighting is strategically placed
for studying and late night reading.

READING BED
5322035 Twin / 43w x 80d x 47h
(Footboard height is 22")

NIGHTSTAND
5322080 / 21w x 18d x 28h

DRAWER CHEST
5322010 / 36w x 18d x 50h




VARSITY METAL CABINET
5321014 / 28w x 19d x 71h





BOOKCASE
5322018 / 31w x 16d x 65h





SMARTSTUFF STUFF

THERE'S STUFF, AND THEN THERE'S SMARTSTUFF STUFF.

Our stuff is as smart as the perfect grade point average, and makes learning fun. From star charts and world maps, to ergonomics and exercise guides, to coasters and folding boards, our furniture comes with the coolest stuff.

READING BED
5322040 Full / 58w x 80d x 47h
(Footboard height is 22")

NIGHTSTAND
5322080 / 21w x 18d x 28h

STORAGE UNIT
5322061 / 20w x 76d x 20h

TRUNDLE
5322060 / 41w x 76d x 12h

HUTCH
5322020 / 53w x 14d x 35h

DESK
5322027 / 56w x 22d x 36h

SWIVEL DESK CHAIR
5433071 / 26w x 26d x 37h





Storage unit



Trundle closed



Trundle storage



Trundle bed



SLEEP
study
PLAY



METAL LOFT BUNK BED
*(as shown with Twin Metal
Bed underneath and ladder)*
5322630 / 81w x 81d x 71h

LOWER TWIN METAL BED
5322631 / 42w x 81d x 25h

METAL LOFT WITH LADDER
(no twin bed underneath)
81w x 60d x 71h

SWIVEL DESK CHAIR
5322071 / 26w x 26d x 37h



beautiful
day



Scan to watch our smartCrib
go from crib to college.





CONVERTIBLE CRIB
5322310 / 56w x 31d x 48h

CHANGING STATION
5322200 / 43w x 18d x 5h

DRAWER DRESSER
5322002 / 54w x 18d x 34h

TODDLER RAIL KIT
5322305 / 58w x 3d x 33h

LOW PROFILE FOOTBOARD
5322284 / 58w x 3d x 22h

LULLABY GLIDER
687526-612 / 31w x 38d x 35h

CRIB to COLLEGE

*Our smartCribs convert into toddler
beds, daybeds, and full size beds.*



DRAWER CHEST
5321010 / 36w x 18d x 50h



PANEL BED
5321037 Twin / 41w x 82d x 50h
(Footboard height is 26")

NIGHTSTAND
5321080 / 21w x 18d x 28h



DRAWER DRESSER
5321002 / 54w x 18d x 34h

MIRROR
5321032 / 30w x 2d x 40h





CONSTRUCTION

DEPENDABLE, SAFE, LONG LASTING.

At smartstuff, dependability is our middle name. Our furniture is built to outlast trends and withstand the use of even the most spirited child, like 9/16" drawer walls and plywood slat roll bed foundations that ensure sturdy stability during their wonder years.

TILT MIRROR
5321033 / 33w x 2d x 35h

DRESSING CHEST
5321004 / 48w x 18d x 44h





BOOKCASE
5321018 / 31w x 16d x 65h



**TOP
SECRET**
Storage



HUTCH
5321020 / 53w x 14d x 35h

DESK
5321027 / 56 w x 22d x 36h

SWIVEL DESK CHAIR
5321071 / 26w x 26d x 37h

READING BED
5321035 Twin / 43w x 80d x 47h
(Footboard height is 22")

NIGHTSTAND
5321080 / 21w x 18d x 28h





SAFETY IS OUR TOP PRIORITY.

At smartstuff we're not just furniture designers, we're parents too – so safety is our top priority. From lead-free finishes to ladder steps that are wider than our competitors and grooved for greater traction, all smartstuff products meet or exceed industry standards.

METAL LOFT BUNK BED
*(as shown with Twin Metal
Bed underneath and ladder)*
5321630 / 81w x 81d x 71h

LOWER TWIN METAL BED
5321631 / 42w x 81d x 25h

METAL LOFT WITH LADDER
(no twin bed underneath)
81w x 60d x 71h

SWIVEL DESK CHAIR
5321071 / 26w x 26d x 37h





DESK DIY

You can create these designer look-a-like desk organizer storage boxes. Follow along with designer Patti Borrelli in this video to see how it's done. [smartstuff.com/socialstation](https://www.smartstuff.com/socialstation)





*Scan to watch our
smartCrib go from
crib to college.*





CONVERTIBLE CRIB
5321310 / 56w x 31d x 48h

CHANGING STATION
5321200 / 43w x 18d x 5h

DRAWER DRESSER
5321002 / 54w x 18d x 34h

TODDLER RAIL KIT
5321305 / 58w x 3d x 33h

LOW PROFILE FOOTBOARD
5321284 / 58w x 3d x 22h

CRIB to COLLEGE

Our smartCribs convert into toddler beds, daybeds, and full size beds.



FEATURES

- English dovetail construction, front and back
- Soft, self-closing, full extension metal on metal drawer guides
- 9/16" drawer walls
- Screwed-in back panels
- Dressers, bureaus, chests and desk hutches include anti-tip restraint hardware
- Adjustable levelers assure furniture sits level on uneven surfaces
- Bed rails bolt firmly together, no "hook and slot"
- High-low bed rail positioning
- Plywood slat roll bed foundations, stronger than wooden slats
- No box spring needed



MIRROR
5322032 / 30w x 2d x 40h
1" bevel glass.
Shown on page: 9



TILT MIRROR
5322033 / 33w x 2d x 35h
1" bevel glass.
Shown on page: 7




DRAWER DRESSER
5322002 / 54w x 18d x 34h
Five drawers. Top right drawer has a removable felt tray/hidden storage. Removable dividers in the larger drawers. Metal base.
Shown on pages: 9, 23



DRESSING CHEST
5322004 / 48w x 18d x 44h
Six drawers. Removable dividers in the drawers. Smoked mirror top shelf. Power outlet. Metal base.
Shown on page: 7



DRAWER CHEST
5322010 / 36w x 18d x 50h
Five drawers. Top right drawer has a felt tray/hidden storage. Removable drawer dividers in the larger drawers. Back panel with jewelry hooks slide out from right side only. Metal base.
Shown on pages: 13, 15



BOOKCASE
5322018 / 31w x 16d x 65h
Three adjustable wood shelves. Cord exits in back panel. One drawer. Metal base.
Shown on page: 16



HUTCH

5322020 / 53w x 14d x 35h

Removable dividers. Cork back panel.

Cord exit in back panel.

Shown on pages: 8, 19



DESK

5322027 / 56w x 22d x 36h

Two drawers. One felt lined storage tray.

Metal frame.

Shown on pages: 8, 10, 19



SWIVEL DESK CHAIR

5322071 / 26w x 26d x 37h

Upholstered seat pad. Storage

under seat pad.

Shown on pages: 8, 10, 19, 20



READING BED

5322035 / 3/3 Twin 43w x 80d x 47h

5322040 / 4/6 Full 58w x 80d x 47h

(footboard height is 22")

LED flex reading light in headboard.

Shown on pages: 12, 18



PANEL BED

5322037 / 3/3 Twin 41w x 82d x 50h

5322042 / 4/6 Full 56w x 82d x 50h

(footboard height is 26")

Shown on page: 10



TRUNDLE

5322060 / 41w x 76d x 12h

Trundle/Storage Unit fits under any bed. Wheels on bottom allow for easy pull-out. Fits standard sized twin mattress. Can be used as storage (two removable sliding storage trays included). Maximum recommended mattress dimensions: 74w x 38d x 8h

Shown on page: 19



STORAGE UNIT

5322061 / 20w x 76d x 20h

Integrates into any bed. Usable on left or right side. One large drawer with removable divider. One adjustable shelf in each open area. One storage unit and one rail shipped per order (up to two storage units can be used per bed).

Shown on page: 19



NIGHTSTAND
5322080 / 21w x 18d x 28h
Flip top with power outlet. Two drawers.
Open storage area. Light under case.
Shown on pages: 10, 12, 18



METAL LOFT BUNK BED
5322630 / 81w x 81d x 71h
Includes loft, twin metal bed and ladder.

LOWER TWIN METAL BED
5322631 / 42w x 81d x 25h
Metal Loft can be used with or without the
Metal Twin Bed underneath.
Shown on page: 20



CONVERTIBLE CRIB
5322310 / 56w x 31d x 48h
Shown on page: 22



TODDLER BED CONVERSION KIT
5322305 / 58w x 3d x 33h
Kit works with convertible crib to create Toddler or
Day Bed.
Shown on page: 22



LOW PROFILE FOOTBOARD
5322284 / 58w x 3d x 22h
Works with convertible crib to create full size bed that can
accommodate under bed storage with use of this footboard.
Shown on page: 22



CHANGING STATION
5322200 / 43w x 18d x 5h
Shown with 5322002 Dresser.
Shown on page: 23



MIRROR
5321032 / 30w x 2d x 40h
1" bevel glass.
Shown on page: 26




TILT MIRROR
5321033 / 33w x 2d x 35h
1" bevel glass.
Shown on page: 28



DRAWER DRESSER
5321002 / 54w x 18d x 34h
Five drawers. Top right drawer has a removable felt tray/hidden storage. Removable dividers in the larger drawers.
Metal base.
Shown on pages: 26, 37




DRESSING CHEST
5321004 / 48w x 18d x 44h
Six drawers. Removable dividers in the drawers.
Smoked mirror top shelf. Power outlet. Metal base.
Shown on page: 28



DRAWER CHEST
5321010 / 36w x 18d x 50h
Five drawers. Top right drawer has a felt tray/hidden storage. Removable drawer dividers in the larger drawers. Back panel with jewelry hooks slide out from right side only. Metal base.
Shown on page: 24



VARSITY METAL CABINET
5321014 / 28w x 19d x 71h
One drawer. Four shelves.
All metal design.
Shown on page: 14



BOOKCASE
5321018 / 31w x 16d x 65h
Three adjustable wood shelves. Cord exits in back panel. One drawer. Metal base.
Shown on page: 29



HUTCH
5321020 / 53w x 14d x 35h
Removable dividers. Cork back panel. Cord exit in back panel.
Shown on page: 31



DESK
5321027 / 56w x 22d x 36h
Two drawers. One felt lined storage tray. Metal frame.
Shown on pages: 4, 31



SWIVEL DESK CHAIR
5321071 / 26w x 26d x 37h
Upholstered seat pad. Storage under seat pad.
Shown on pages: 4, 31, 34



READING BED
5321035 / 3/3 Twin 43w x 80d x 47h
5321040 / 4/6 Full 58w x 80d x 47h
(footboard height is 22")
LED flex reading light in headboard.
Shown on page: 32



PANEL BED
5321037 / 3/3 Twin 41w x 82d x 50h
5321042 / 4/6 Full 56w x 82d x 50h
(footboard height is 26")
Shown on pages: 4, 25



TRUNDLE
5321060 / 41w x 76d x 12h
Trundle/Storage Unit fits under any bed. Wheels on bottom allow for easy pull-out. Fits standard sized twin mattress. Can be used as storage (two removable sliding storage trays included). Maximum recommended mattress dimensions: 74w x 38d x 8h



STORAGE UNIT
5321061 / 20w x 76d x 20h
Integrates into any bed. Usable on left or right side. One large drawer with removable divider. One adjustable shelf in each open area. One storage unit and one rail shipped per order (up to two storage units can be used per bed).



NIGHTSTAND
5321080 / 21w x 18d x 28h
Flip top with power outlet. Two drawers.
Open storage area. Light under case.
Shown on pages: 4, 25, 32



METAL LOFT BUNK BED
5321630 / 81w x 81d x 71h
Includes loft, twin metal bed and ladder.

LOWER TWIN METAL BED
5321631 / 42w x 81d x 25h
Metal Loft can be used with or without the Metal
Twin Bed underneath.
Shown on page: 34



CONVERTIBLE CRIB
5321310 / 56w x 30d x 48h
Shown on page: 36



TODDLER BED CONVERSION KIT
5321305 / 58w x 3d x 33h
Kit works with convertible crib to create Toddler
or Day Bed.
Shown on page: 37



LOW PROFILE FOOTBOARD
5321284 / 58w x 3d x 22h
Works with convertible crib to create full
size bed that can accommodate under
bed storage with use of this footboard.
Shown on page: 37



CHANGING STATION
5321200 / 43w x 18d x 5h
Shown with 5321002 Dresser.
Shown on page: 37



LULLABY GLIDER
687562-612 / 31w x 38d x 35h
Shown on page: 22

smartstuff™
furniture for kids.

SmartstuffFurniture.com

     /smartstuff4kids